
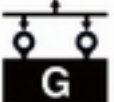

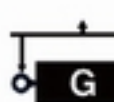
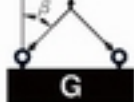





YOKE Hoist Ring Working Load Application

number of leg															
	load direction		1	2	1	2	2	2	unsymm.	0-45	45-60	unsymm.	0-45	45-60	unsymm.
Item NO.	Thread	WLL tonnes	1	2	1	2	1.4	1	1	2.1	1.5	1	2.1	1.5	1
8-201-004	M 8	0.5	0.50	1.00	0.50	1.00	0.70	0.50	0.50	1.05	0.75	0.50	1.05	0.75	0.50
8-201-005	M 10	0.55	0.55	1.10	0.55	1.10	0.77	0.55	0.55	1.16	0.83	0.55	1.16	0.83	0.55
8-201-005L	M 10	0.55	0.55	1.10	0.55	1.10	0.77	0.55	0.55	1.16	0.83	0.55	1.16	0.83	0.55
8-201-010	M 12	1.3	1.30	2.60	1.30	2.60	1.82	1.30	1.30	2.73	1.95	1.30	2.73	1.95	1.30
8-201-010L	M 12	1.3	1.30	2.60	1.30	2.60	1.82	1.30	1.30	2.73	1.95	1.30	2.73	1.95	1.30
8-201-019	M 16	2.4	2.40	4.80	2.40	4.80	3.36	2.40	2.40	5.04	3.60	2.40	5.04	3.60	2.40
8-201-019L	M 16	2.4	2.40	4.80	2.40	4.80	3.36	2.40	2.40	5.04	3.60	2.40	5.04	3.60	2.40
8-201-021	M 20	2.7	2.70	5.40	2.70	5.40	3.78	2.70	2.70	5.67	4.05	2.70	5.67	4.05	2.70
8-201-021L	M 20	2.7	2.70	5.40	2.70	5.40	3.78	2.70	2.70	5.67	4.05	2.70	5.67	4.05	2.70
8-201-030	M 20	3.75	3.75	7.50	3.75	7.50	5.25	3.75	3.75	7.88	5.63	3.75	7.88	5.63	3.75
8-201-030L	M 20	3.75	3.75	7.50	3.75	7.50	5.25	3.75	3.75	7.88	5.63	3.75	7.88	5.63	3.75
8-201-042	M 24	5.25	5.25	10.50	5.25	10.50	7.35	5.25	5.25	11.03	7.88	5.25	11.03	7.88	5.25
8-201-042L	M 24	5.25	5.25	10.50	5.25	10.50	7.35	5.25	5.25	11.03	7.88	5.25	11.03	7.88	5.25

YOKE Hoist Ring Working Load Application

number of leg												
	load direction		1	2	1	2	2	2	3-4	3-4		
			0	0	90	90	45-60	45-60	unsymm.	0-45	45-60	unsymm.
Item NO.	Thread	WLL Lbs	1	2	1	2	1	1	1	2.1	1.5	1
8-202-004	5/16"	800	800	1600	800	1600	1120	800	800	1680	1200	800
8-202-005	3/8"	1000	1000	2000	1000	2000	1400	1000	1000	2100	1500	1000
8-202-010	1/2"	2500	2500	5000	2500	5000	3500	2500	2500	5250	3750	2500
8-202-010L	1/2"	2500	2500	5000	2500	5000	3500	2500	2500	5250	3750	2500
8-202-019	5/8"	4000	4000	8000	4000	8000	5600	4000	4000	8400	6000	4000
8-202-019L	5/8"	4000	4000	8000	4000	8000	5600	4000	4000	8400	6000	4000
8-202-021	3/4"	5000	5000	10000	5000	10000	7000	5000	5000	10500	7500	5000
8-202-021L	3/4"	5000	5000	10000	5000	10000	7000	5000	5000	10500	7500	5000
8-202-030	3/4"	7000	7000	14000	7000	14000	9800	7000	7000	14700	10500	7000
8-202-030L	3/4"	7000	7000	14000	7000	14000	9800	7000	7000	14700	10500	7000
8-202-042	7/8"	8000	8000	16000	8000	16000	11200	8000	8000	16800	12000	8000
8-202-042L	7/8"	8000	8000	16000	8000	16000	11200	8000	8000	16800	12000	8000
8-202-045	1"	10000	10000	20000	10000	20000	14000	10000	10000	21000	15000	10000
8-202-045L	1"	10000	10000	20000	10000	20000	14000	10000	10000	21000	15000	10000

YOKE Hoist Ring Working Load Application

number of leg												
	load direction	WLL tonnes	1	2	1	2	2	2	unsymm.	0-45	45-60	unsymm.
Item NO.	Thread	WLL tonnes	1	2	1	2	1	1	1	2.1	1.5	1
8-203-004	M 8	0.5	0.50	1.00	0.50	1.00	0.70	0.50	0.50	1.05	0.75	0.50
8-203-005	M 10	0.55	0.55	1.10	0.55	1.10	0.77	0.55	0.55	1.16	0.83	0.55
8-203-005L	M 10	0.55	0.55	1.10	0.55	1.10	0.77	0.55	0.55	1.16	0.83	0.55
8-203-010	M 12	1.3	1.30	2.60	1.30	2.60	1.82	1.30	1.30	2.73	1.95	1.30
8-203-010L	M 12	1.3	1.30	2.60	1.30	2.60	1.82	1.30	1.30	2.73	1.95	1.30
8-203-019	M 16	2.4	2.40	4.80	2.40	4.80	3.36	2.40	2.40	5.04	3.60	2.40
8-203-019L	M 16	2.4	2.40	4.80	2.40	4.80	3.36	2.40	2.40	5.04	3.60	2.40
8-203-021	M 20	2.7	2.70	5.40	2.70	5.40	3.78	2.70	2.70	5.67	4.05	2.70
8-203-021L	M 20	2.7	2.70	5.40	2.70	5.40	3.78	2.70	2.70	5.67	4.05	2.70
8-203-030	M 20	3.75	3.75	7.50	3.75	7.50	5.25	3.75	3.75	7.88	5.63	3.75
8-203-030L	M 20	3.75	3.75	7.50	3.75	7.50	5.25	3.75	3.75	7.88	5.63	3.75
8-203-042	M 24	5.25	5.25	10.50	5.25	10.50	7.35	5.25	5.25	11.03	7.88	5.25
8-203-042L	M 24	5.25	5.25	10.50	5.25	10.50	7.35	5.25	5.25	11.03	7.88	5.25
8-203-070	M 30	8.75	8.75	17.50	8.75	17.50	12.25	8.75	8.75	18.38	13.13	8.75
8-203-110	M 36	13.75	13.75	27.50	13.75	27.50	19.25	13.75	13.75	28.88	20.63	13.75
8-203-125	M 42	15.6	15.60	31.20	15.60	31.20	21.84	15.60	15.60	32.76	23.40	15.60
8-203-135	M 48	16.9	16.90	33.80	16.90	33.80	23.66	16.90	16.90	35.49	25.35	16.90

YOKE Hoist Ring Working Load Application

number of leg												
	load direction	WLL Lbs	1	2	1	2	2	2	unsymm.	0-45	45-60	unsymm.
Item NO.	Thread	WLL Lbs	1	2	1	2	1	1	1	2.1	1.5	1
8-204-004	5/16"	800	800	1600	800	1600	1120	800	800	1680	1200	800
8-204-005	3/8"	1000	1000	2000	1000	2000	1400	1000	1000	2100	1500	1000
8-204-010	1/2"	2500	2500	5000	2500	5000	3500	2500	2500	5250	3750	2500
8-204-010L	1/2"	2500	2500	5000	2500	5000	3500	2500	2500	5250	3750	2500
8-204-019	5/8"	4000	4000	8000	4000	8000	5600	4000	4000	8400	6000	4000
8-204-019L	5/8"	4000	4000	8000	4000	8000	5600	4000	4000	8400	6000	4000
8-204-021	3/4"	5000	5000	10000	5000	10000	7000	5000	5000	10500	7500	5000
8-204-021L	3/4"	5000	5000	10000	5000	10000	7000	5000	5000	10500	7500	5000
8-204-030	3/4"	7000	7000	14000	7000	14000	9800	7000	7000	14700	10500	7000
8-204-030L	3/4"	7000	7000	14000	7000	14000	9800	7000	7000	14700	10500	7000
8-204-042	7/8"	8000	8000	16000	8000	16000	11200	8000	8000	16800	12000	8000
8-204-042L	7/8"	8000	8000	16000	8000	16000	11200	8000	8000	16800	12000	8000
8-204-045	1"	10000	10000	20000	10000	20000	14000	10000	10000	21000	15000	10000
8-204-045L	1"	10000	10000	20000	10000	20000	14000	10000	10000	21000	15000	10000
8-204-070	1-1/4"	15000	15000	30000	15000	30000	21000	15000	15000	31500	22500	15000
8-204-125	1-1/2"	24000	24000	48000	24000	48000	33600	24000	24000	50400	36000	24000
8-204-135	2"	30000	30000	60000	30000	60000	42000	30000	30000	63000	45000	30000