

- **YOKE** Swivels are manufactured using the highest grade of material available.
- **YOKE** Swivels are designed with a safety factor of 5:1.
- **YOKE** Swivels are available in sizes from 3/4 tonnes to 25 tonnes.
- **YOKE** Swivels are available for wire lines 1/4" to 1-1/4".
- **YOKE** Swivels are individually tested to 2 times the safe working load with certification.
- **YOKE** Swivels are zinc plated for corrosion resistance and longer life.
- **YOKE** Swivels are manufactured with grease fittings for superior performance.
- **YOKE** Swivels are designed for low starting torque and high rotation speed.
- All Swivels parts are 100% magnaflux crack detected.
- 20,000 cycle fatigue rate to 1.5 times working load limit.
- All parts with batch number for quality certified and traceability.

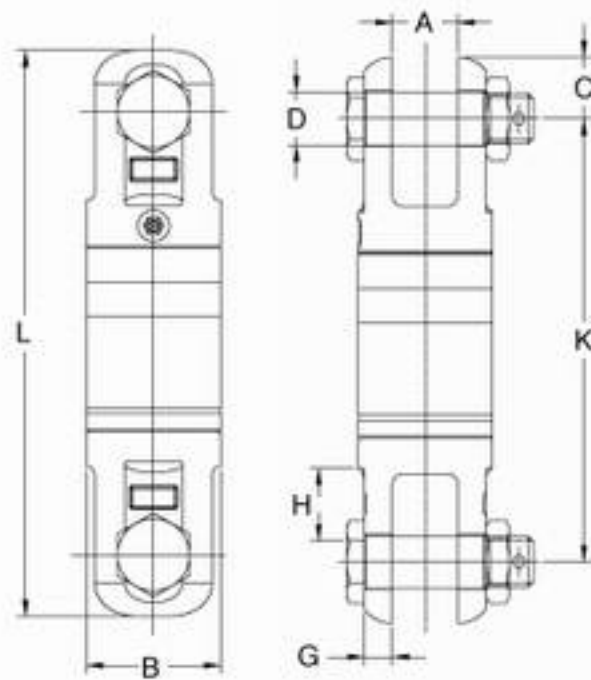
Angular Contact Bearing Swivels - Bullet Style

Item No.	Wire Line Size	Working Load Limit	Dimensions (inch)							N.W
			B	K	L	C	A	D	H	
8-301-0075	1/4	0.75	1.30	4.00	5.00	0.50	0.60	0.40	0.90	1.1
8-301-015	3/8	1.5	1.60	4.40	5.70	0.60	0.70	0.50	1.00	1.7
8-301-03	1/2	3	2.00	6.30	8.00	0.90	0.90	0.60	1.20	4.4
8-301-05	5/8	5	2.50	8.00	10.30	1.20	1.30	0.90	1.50	8.7
8-301-085	3/4	8.5	3.00	9.50	12.30	1.40	1.50	1.00	2.00	14.8
8-301-10	7/8	10	4.00	12.50	16.00	1.80	1.70	1.50	2.10	41.1
8-301-15	1	15	4.30	12.50	16.00	1.80	2.00	1.50	2.20	45.5
8-301-25	1 1/4	25	5.20	14.70	19.50	2.40	2.50	2.00	2.70	80.0

★ Minimum Ultimate Load is 5 times the Working Load Limit.
 Maximun Proof Load is 2 times the Working Load Limit.

Item No.	Wire Line Size	Working Load Limit	Dimensions (mm)							N.W
			B	K	L	C	A	D	H	
8-301-0075	6	0.75	32	103	126	12	15	10	22	0.5
8-301-015	10	1.5	40	112	144	16	18	11	26	0.8
8-301-03	13	3	51	159	203	23	23	16	31	2.0
8-301-05	16	5	64	200	262	31	32	22	37	3.9
8-301-085	19	8.5	76	242	312	35	37	25	50	6.7
8-301-10	22	10	102	317	408	46	42	38	53	18.6
8-301-15	25	15	108	317	408	46	48	38	56	20.7
8-301-25	32	25	132	374	495	61	62	51	69	36.3

★ Minimum Ultimate Load is 5 times the Working Load Limit.
 Maximun Proof Load is 2 times the Working Load Limit.



- **YOKE** Swivels are manufactured using the highest grade of material available.
- **YOKE** Swivels are designed with a safety factor of 5:1.
- **YOKE** Swivels are available in sizes from 3/4 tonnes to 25 tonnes.
- **YOKE** Swivels are available for wire lines 1/4" to 1-1/4".
- **YOKE** Swivels are individually tested to 2 times the safe working load with certification.
- **YOKE** Swivels are zinc plated for corrosion resistance and longer life.
- **YOKE** Swivels are manufactured with grease fittings for superior performance.
- **YOKE** Swivels are designed for low starting torque and high rotation speed.
- All Swivels parts are 100% magnaflux crack detected.
- 20,000 cycle fatigue rate to 1.5 times working load limit.
- All parts with batch number for quality certified and traceability.

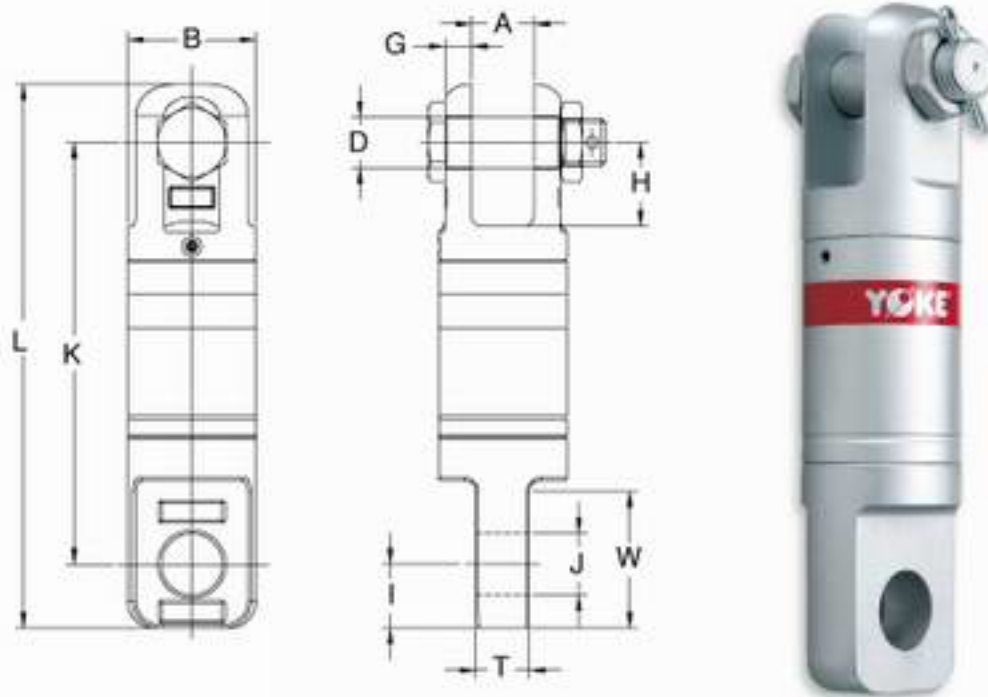
Angular Contact Bearing Swivels - Jaw + Jaw

Item No.	Wire Line Size	Working Load Limit	Dimensions (inch)								N.W
			B	K	L	C	A	D	G	H	
8-303-0075	1/4	0.75	1.30	4.10	5.00	0.50	0.60	0.40	0.20	0.90	1.1
8-303-015	3/8	1.5	1.60	4.40	6.00	0.80	0.70	0.50	0.30	1.00	2.0
8-303-03	1/2	3	2.00	6.20	8.20	1.00	0.90	0.80	0.40	1.30	5.1
8-303-05	5/8	5	2.50	8.00	10.30	1.20	1.30	0.90	0.60	1.50	9.7
8-303-085	3/4	8.5	3.00	10.00	12.60	1.30	1.60	1.20	0.60	2.10	16.8
8-303-10	7/8	10	4.00	12.40	16.20	1.90	1.70	1.50	1.00	2.10	43.0
8-303-15	1	15	4.30	12.40	16.50	2.00	1.90	1.50	1.00	2.20	48.6
8-303-25	1 1/4	25	5.20	14.70	20.00	2.60	2.40	2.00	1.20	2.80	87.0

★ Minimum Ultimate Load is 5 times the Working Load Limit.
 Maximum Proof Load is 2 times the Working Load Limit.

Item No.	Wire Line Size	Working Load Limit	Dimensions (mm)								N.W
			B	K	L	C	A	D	G	H	
8-303-0075	6	0.75	32	103	128	13	15	10	6	22	0.5
8-303-015	10	1.5	40	112	152	20	18	13	8	26	0.9
8-303-03	13	3	51	158	208	25	23	19	10	32	2.3
8-303-05	16	5	64	200	261	31	32	22	14	37	4.4
8-303-085	19	8.5	76	252	320	34	40	30	14	54	7.6
8-303-10	22	10	102	316	412	48	42	38	25	54	19.5
8-303-15	25	15	108	316	420	52	48	38	25	57	22.1
8-303-25	32	25	132	374	503	65	62	51	30	70	39.5

★ Minimum Ultimate Load is 5 times the Working Load Limit.
 Maximum Proof Load is 2 times the Working Load Limit.



- **YOKE** Swivels are manufactured using the highest grade of material available.
- **YOKE** Swivels are designed with a safety factor of 5:1.
- **YOKE** Swivels are available in sizes from 3/4 tonnes to 25 tonnes.
- **YOKE** Swivels are available for wire lines 1/4" to 1-1/4".
- **YOKE** Swivels are individually tested to 2 times the safe working load with certification.
- **YOKE** Swivels are zinc plated for corrosion resistance and longer life.
- **YOKE** Swivels are manufactured with grease fittings for superior performance.
- **YOKE** Swivels are designed for low starting torque and high rotation speed.
- All Swivels parts are 100% magnaflux crack detected.
- 20,000 cycle fatigue rate to 1.5 times working load limit.
- All parts with batch number for quality certified and traceability.

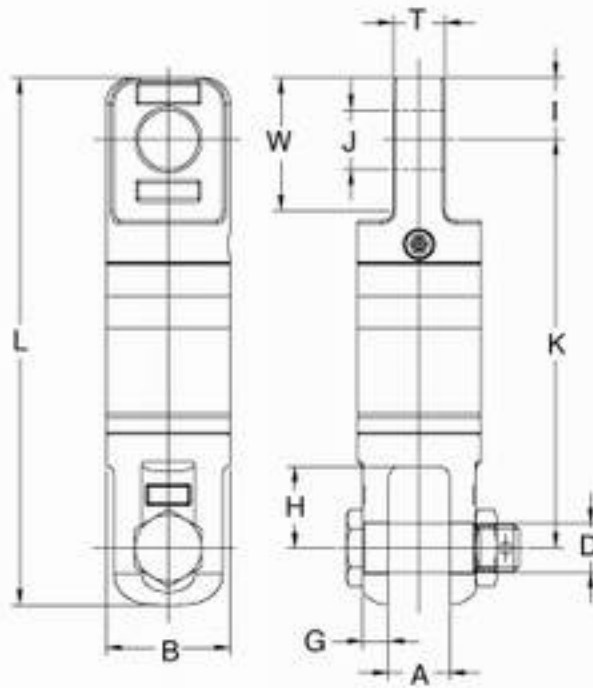
Angular Contact Bearing Swivels - Jaw + Eye

Item No.	Wire Line Size	Working Load Limit	Dimensions (inch)										N.W	
			B	K	L	A	G	D	H	T	J	I		W
8-304-0075	1/4	0.75	1.30	4.10	5.30	0.60	0.20	0.40	0.90	0.50	0.80	0.70	1.50	1.1
8-304-015	3/8	1.5	1.60	4.50	6.10	0.70	0.30	0.50	1.00	0.60	0.90	0.90	1.70	2.0
8-304-03	1/2	3	2.00	6.20	8.30	0.90	0.40	0.80	1.30	0.80	1.10	1.10	2.00	4.6
8-304-05	5/8	5	2.50	8.10	10.60	1.30	0.60	0.90	1.50	1.00	1.30	1.30	2.30	9.7
8-304-085	3/4	8.5	3.00	9.80	12.70	1.60	0.60	1.20	2.10	1.30	1.50	1.50	3.20	16.3
8-304-10	7/8	10	4.00	12.30	16.20	1.70	1.00	1.50	2.10	1.70	1.70	2.00	3.50	39.0
8-304-15	1	15	4.30	12.50	17.10	1.90	1.00	1.50	2.20	1.90	2.10	2.50	4.30	47.3
8-304-25	1 1/4	25	5.20	15.40	20.60	2.40	1.20	2.00	2.80	2.40	2.60	2.80	5.10	87.3

★ Minimum Ultimate Load is 5 times the Working Load Limit.
 Maximun Proof Load is 2 times the Working Load Limit.

Item No.	Wire Line Size	Working Load Limit	Dimensions (mm)										N.W	
			B	K	L	A	G	D	H	T	J	I		W
8-304-0075	6	0.75	32	103	134	15	6	10	22	12	19	18	37	0.5
8-304-015	10	1.5	40	115	156	18	7	13	26	15	23	22	43	0.9
8-304-03	13	3	51	158	211	23	10	19	32	20	27	28	51	2.2
8-304-05	16	5	64	205	269	32	14	22	37	26	33	33	59	4.4
8-304-085	19	8.5	76	250	322	40	14	30	54	32	37	38	82	7.4
8-304-10	22	10	102	312	412	42	25	38	54	42	44	52	90	17.5
8-304-15	25	15	108	317	434	48	25	38	57	49	54	64	110	21.5
8-304-25	32	25	132	390	524	62	30	51	70	60	66	70	130	39.7

★ Minimum Ultimate Load is 5 times the Working Load Limit.
 Maximun Proof Load is 2 times the Working Load Limit.



- **YOKE** Swivels are manufactured using the highest grade of material available.
- **YOKE** Swivels are designed with a safety factor of 5:1.
- **YOKE** Swivels are available in sizes from 3/4 tonnes to 25 tonnes.
- **YOKE** Swivels are available for wire lines 1/4" to 1-1/4".
- **YOKE** Swivels are individually tested to 2 times the safe working load with certification.
- **YOKE** Swivels are zinc plated for corrosion resistance and longer life.
- **YOKE** Swivels are manufactured with grease fittings for superior performance.
- **YOKE** Swivels are designed for low starting torque and high rotation speed.
- All Swivels parts are 100% magnaflux crack detected.
- 20,000 cycle fatigue rate to 1.5 times working load limit.
- All parts with batch number for quality certified and traceability.

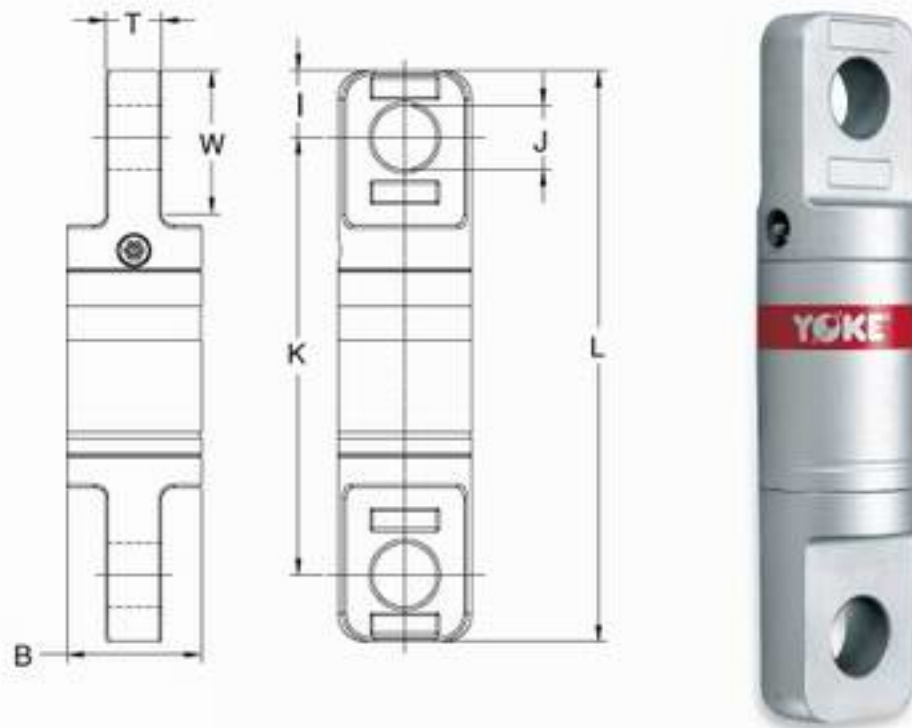
Angular Contact Bearing Swivels - Eye + Jaw

Item No.	Wire Line Size	Working Load Limit	Dimensions (inch)										N.W	
			B	K	L	A	G	D	H	T	J	W		I
8-305-0075	1/4	0.75	1.30	4.06	5.28	0.60	0.20	0.40	0.90	0.50	0.80	1.50	0.70	1.1
8-305-015	3/8	1.5	1.60	4.53	6.14	0.70	0.30	0.50	1.00	0.60	0.90	1.70	0.90	2.0
8-305-03	1/2	3	2.00	6.22	8.31	0.90	0.40	0.80	1.30	0.80	1.10	2.00	1.10	4.6
8-305-05	5/8	5	2.50	8.07	10.60	1.30	0.60	0.90	1.50	1.00	1.30	2.30	1.30	9.7
8-305-085	3/4	8.5	3.00	9.84	12.68	1.60	0.60	1.20	2.10	1.30	1.50	3.20	1.50	16.4
8-305-10	7/8	10	4.00	12.28	16.22	1.70	1.00	1.50	2.10	1.70	1.70	3.50	2.00	39.6
8-305-15	1	15	4.30	12.50	17.10	1.90	1.00	1.50	2.20	1.90	2.10	4.30	2.50	46.6
8-305-25	1 1/4	25	5.20	15.35	20.63	2.40	1.20	2.00	2.80	2.40	2.60	5.10	2.80	88.0

★ Minimum Ultimate Load is 5 times the Working Load Limit.
 Maximum Proof Load is 2 times the Working Load Limit.

Item No.	Wire Line Size	Working Load Limit	Dimensions (mm)										N.W	
			B	K	L	A	G	D	H	T	J	W		I
8-305-0075	6	0.75	32	103	134	15	6	10	22	12	19	37	18	0.5
8-305-015	10	1.5	40	115	156	18	7	13	26	15	23	43	22	0.9
8-305-03	13	3	51	158	211	23	10	19	32	20	27	51	28	2.2
8-305-05	16	5	64	204	268	32	14	22	37	26	33	59	33	4.4
8-305-085	19	8.5	76	250	322	40	14	30	54	32	37	82	38	7.4
8-305-10	22	10	102	313	413	42	25	38	54	42	44	90	52	18.0
8-305-15	25	15	108	314	430	48	25	38	57	49	54	110	64	21.2
8-305-25	32	25	132	391	526	62	30	51	70	60	66	130	70	40.0

★ Minimum Ultimate Load is 5 times the Working Load Limit.
 Maximum Proof Load is 2 times the Working Load Limit.



- **YOKE** Swivels are manufactured using the highest grade of material available.
- **YOKE** Swivels are designed with a safety factor of 5:1.
- **YOKE** Swivels are available in sizes from 3/4 tonnes to 25 tonnes.
- **YOKE** Swivels are available for wire lines 1/4" to 1-1/4".
- **YOKE** Swivels are individually tested to 2 times the safe working load with certification.
- **YOKE** Swivels are zinc plated for corrosion resistance and longer life.
- **YOKE** Swivels are manufactured with grease fittings for superior performance.
- **YOKE** Swivels are designed for low starting torque and high rotation speed.
- All Swivels parts are 100% magnaflux crack detected.
- 20,000 cycle fatigue rate to 1.5 times working load limit.
- All parts with batch number for quality certified and traceability.

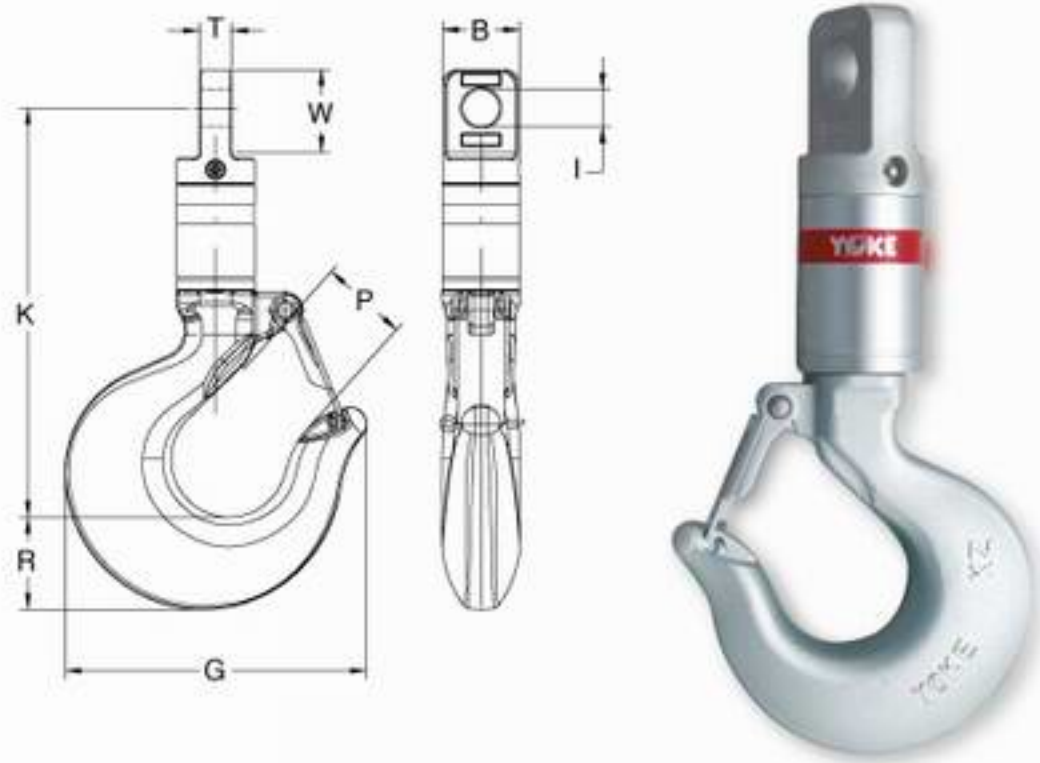
Angular Contact Bearing Swivels - Eye + Eye

Item No.	Wire Line Size	Working Load Limit	Dimensions (inch)							N.W
	inch		B	K	L	I	T	J	W	
8-306-0075	1/4	0.75	1.30	4.10	5.50	0.70	0.50	0.70	1.50	1.1
8-306-015	3/8	1.50	1.60	4.60	6.30	0.90	0.60	0.90	1.70	2.0
8-306-03	1/2	3	2.00	6.20	8.40	1.10	0.80	1.10	2.00	4.6
8-306-05	5/8	5	2.50	8.30	10.90	1.30	1.00	1.30	2.30	9.5
8-306-085	3/4	8.50	3.00	9.80	12.80	1.50	1.30	1.50	3.20	16.1
8-306-10	7/8	10	4.00	12.20	16.30	2.10	1.70	2.00	3.50	37.4
8-306-15	1	15	4.30	12.40	17.40	2.50	1.90	2.50	4.30	46.0
8-306-25	1 1/4	25	5.20	16.00	21.50	2.80	2.40	2.80	5.10	86.0

★ Minimum Ultimate Load is 5 times the Working Load Limit.
 Maximum Proof Load is 2 times the Working Load Limit.

Item No.	Wire Line Size	Working Load Limit	Dimensions (mm)							N.W
	mm		B	K	L	I	T	J	W	
8-306-0075	6	0.75	32	103	139	18	12	19	37	0.5
8-306-015	10	1.50	40	117	160	22	15	23	43	0.9
8-306-03	13	3	51	158	214	28	20	27	51	2.1
8-306-05	16	5	64	210	276	33	26	33	59	4.3
8-306-085	19	8.50	76	249	325	38	32	37	82	7.3
8-306-10	22	10	102	310	413	52	42	44	90	17.0
8-306-15	25	15	108	316	443	64	49	54	110	21.0
8-306-25	32	25	132	407	547	70	60	66	130	39.1

★ Minimum Ultimate Load is 5 times the Working Load Limit.
 Maximum Proof Load is 2 times the Working Load Limit.



- **YOKE** Swivels are manufactured using the highest grade of material available.
- **YOKE** Swivels are designed with a safety factor of 5:1.
- **YOKE** Swivels are available in sizes from 3/4 tonnes to 25 tonnes.
- **YOKE** Swivels are available for wire lines 1/4" to 1-1/4".
- **YOKE** Swivels are individually tested to 2 times the safe working load with certification.
- **YOKE** Swivels are zinc plated for corrosion resistance and longer life.
- **YOKE** Swivels are manufactured with grease fittings for superior performance.
- **YOKE** Swivels are designed for low starting torque and high rotation speed.
- All Swivels parts are 100% magnaflux crack detected.
- 20,000 cycle fatigue rate to 1.5 times working load limit.
- All parts with batch number for quality certified and traceability.

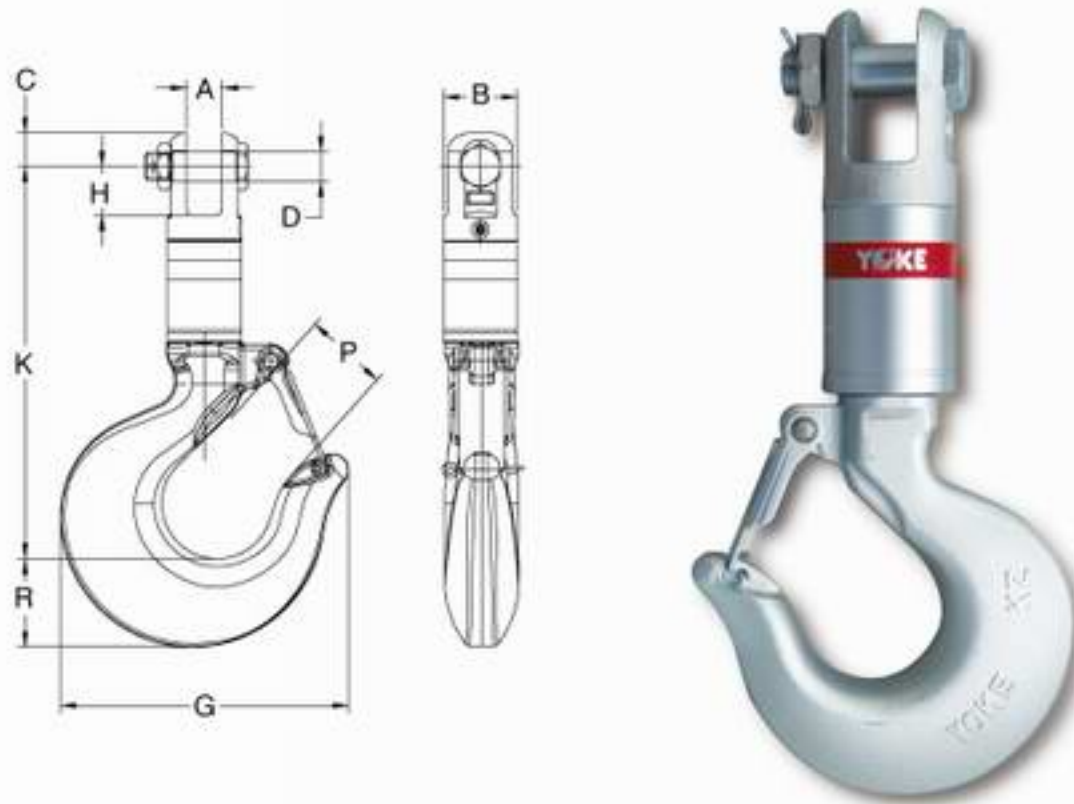
Angular Contact Bearing Swivels - Eye + Hook

Item No.	Wire Line Size	Working Load Limit	Dimensions (inch)								N.W
			B	K	G	P	I	W	T	R	
8-307-0075	1/4	0.75	1.30	6.20	3.15	1.00	0.71	1.57	0.39	0.83	Lbs
8-307-015	3/8	1.5	1.60	7.30	4.02	1.20	0.87	1.92	0.59	1.14	3.1
8-307-03	1/2	3	2.00	9.60	5.13	1.40	1.06	2.09	0.87	1.42	7.1
8-307-05	5/8	5	2.50	12.44	6.54	1.70	1.29	2.76	1.02	1.85	14.1
8-307-085	3/4	8.5	3.00	15.00	8.69	2.40	1.46	3.43	1.26	2.60	29.5
8-307-10	7/8	10	4.00	18.38	10.91	3.20	3.19	4.17	1.65	3.00	57.4
8-307-15	1	15	4.30	19.10	10.91	3.20	3.19	4.88	1.93	3.00	63.1
8-307-25	1 1/4	25	5.20	22.95	13.89	3.30	3.27	5.71	2.32	3.62	117.5

★ Minimum Ultimate Load is 5 times the Working Load Limit.
 Maximum Proof Load is 2 times the Working Load Limit.

Item No.	Wire Line Size	Working Load Limit	Dimensions (mm)								N.W
			B	K	G	P	I	W	T	R	
8-307-0075	6	0.75	32	157	80	25	18	40	10	21	Kg
8-307-015	10	1.5	40	185	102	30	22	48	15	29	1.4
8-307-03	13	3	51	243	130	36	27	53	22	36	3.2
8-307-05	16	5	64	316	166	43	33	70	26	47	6.4
8-307-085	19	8.5	76	381	221	62	37	87	32	66	13.4
8-307-10	22	10	102	467	277	81	44	106	42	76	26.1
8-307-15	25	15	108	485	277	81	54	124	49	76	28.7
8-307-25	32	25	132	583	353	83	66	145	59	92	53.4

★ Minimum Ultimate Load is 5 times the Working Load Limit.
 Maximum Proof Load is 2 times the Working Load Limit.



- **YOKE** Swivels are manufactured using the highest grade of material available.
- **YOKE** Swivels are designed with a safety factor of 5:1.
- **YOKE** Swivels are available in sizes from 3/4 tonnes to 25 tonnes.
- **YOKE** Swivels are available for wire lines 1/4" to 1-1/4".
- **YOKE** Swivels are individually tested to 2 times the safe working load with certification.
- **YOKE** Swivels are zinc plated for corrosion resistance and longer life.
- **YOKE** Swivels are manufactured with grease fittings for superior performance.
- **YOKE** Swivels are designed for low starting torque and high rotation speed.
- All Swivels parts are 100% magnaflux crack detected.
- 20,000 cycle fatigue rate to 1.5 times working load limit.
- All parts with batch number for quality certified and traceability.

Angular Contact Bearing Swivels - Jaw + Hook

Item No.	Wire Line Size	Working Load Limit	Dimensions (inch)									N.W
	inch		tons*	B	D	A	C	H	K	G	P	
8-308-0075	1/4	0.75	1.30	0.40	0.60	0.50	0.90	5.48	3.15	1.00	0.83	1.8
8-308-015	3/8	1.5	1.60	0.50	0.71	0.80	1.00	6.33	4.02	1.20	1.14	3.3
8-308-03	1/2	3	2.00	0.75	0.91	0.91	1.30	8.66	5.13	1.40	1.42	7.3
8-308-05	5/8	5	2.50	0.87	1.26	1.20	1.50	10.99	6.54	1.70	1.85	14.3
8-308-085	3/4	8.5	3.00	1.18	1.46	1.37	1.97	13.58	8.69	2.40	2.60	29.5
8-308-10	7/8	10	4.00	1.50	1.65	1.89	2.10	16.49	10.91	3.20	3.00	61.2
8-308-15	1	15	4.30	1.50	1.89	2.02	2.20	46.57	10.91	3.20	3.00	64.5
8-308-25	1 1/4	25	5.20	2.00	2.44	2.56	2.74	19.53	13.89	3.30	3.62	117.9

★ Minimum Ultimate Load is 5 times the Working Load Limit.
 Maximun Proof Load is 2 times the Working Load Limit.

Item No.	Wire Line Size	Working Load Limit	Dimensions (mm)									N.W
	mm		tons*	B	D	A	C	H	K	G	P	
8-308-0075	6	0.75	32	10	15	13	22	139	80	25	21	0.8
8-308-015	10	1.5	40	13	18	20	26	161	102	30	29	1.5
8-308-03	13	3	51	19	23	23	32	220	130	36	36	3.3
8-308-05	16	5	64	22	32	31	37	279	166	43	47	6.5
8-308-085	19	8.5	76	30	37	35	50	335	221	62	66	13.4
8-308-10	22	10	102	38	42	48	54	419	277	81	76	27.8
8-308-15	25	15	108	38	48	52	56	421	277	81	76	29.3
8-308-25	32	25	132	51	62	65	69	496	353	83	92	53.6

★ Minimum Ultimate Load is 5 times the Working Load Limit.
 Maximun Proof Load is 2 times the Working Load Limit.